V-TAC
Meaningful Innovation.





OHR-100

Rechargeable Li-ion Battery System

Smaller Footprint
higher energy density benefit from latest LFP technology

Expandable
Module design
Maximum 5.12kwh*12S*4P

Monitor
Real-time monitoring of battery charging and discharging, online system updates and maintenance

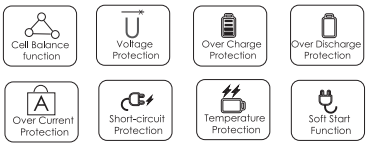

OHR-100

Technical Data

Technical specification	15KWH	20KWH	25KWH	30KWH	35KWH	40KWH	45KWH	50KWH	55KWH	60KWH
Installation Mode	Rackable									
Battery Type	LifePO4(LFP)									
Module Energy (kWh)	5.12									
Module Nominal Voltage (V)	51.2									
Module Capacity (Ah)	100									
System Model	OHR15K-100	OHR20K-100	OHR25K-100	OHR30K-100	OHR35K-100	OHR40K-100	OHR45K-100	OHR50K-100	OHR55K-100	OHR60K-100
Battery Module Qty InSeries (Optional)	3	4	5	6	7	8	9	10	11	12
System Nominal Voltage (V)	153.6	204.8	256.0	307.2	358.4	409.6	460.8	512.0	563.2	614.4
System Operating Voltage (V)	139.2~170.4	185.6~227.2	232.0~284.0	278.4~340.8	324.8~397.6	371.2~454.4	417.6~511.2	464.0~568.0	510.4~624.8	556.8~681.6
System Nominal Capacity (KWh)	15.36	20.48	25.60	30.72	35.84	40.96	46.08	51.20	56.32	61.44
Usable Capacity (KWh)	12.29	16.38	20.48	24.58	28.67	32.77	36.86	40.96	45.06	49.15
Dimension (mm)	580*584.5*1578						580*584.5*2162			
Weight (Kg)	207.6	253.1	298.6	344.1	389.6	435.1	496.0	541.5	587.0	632.5
Recommend Charge/Discharge Current (A)	50									
Communicaiton	CAN									
Ingress Protection	IP20									
Altitude	≤2000m									
Cycle Life	25±2°C,0.5C/0.5C,EOL70%≥6000									
Monitoring Parameters	System voltage,Current,cell voltage,cell temperature,module temperature									
SOC	Intelligent algorithm									
Working Temperature	0℃~45℃ Charge -10℃ ~55℃ Disharge									
Storage Temperature	0~35℃									

1. DC Usable Energy, test conditions: 80% DOD, 0.2C charge & discharge at 25°C. System usable energy may vary due to system configuration parameters.
2. The current is affected by temperature and SOC.
3. The warranty is due whichever reached first of warranty period or life cycle power.

System Components

Model	Description
OHR-HV100L	High voltage battery cluster control box

Operating Voltage	80~460Vdc
Nominal Charge/Discharge Current	DC 50A
Max Charge/Discharge Current	DC 100A
Operating Temperature Range	-10~55°C
Ingress Protection	IP20
Dimension (W/D/H)	520*542*140 mm
Weight Approximate	19.5kg



High voltage box Standard configuration:
①Communication cable
②Fan power cable
③Earthing wrie
④400mm power cable
⑤1700mm power cable
⑥120 Ω terminal resistance

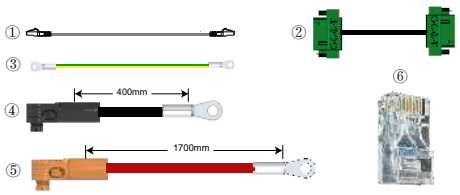

OHR-HV100H	High voltage battery cluster control box

Operating Voltage	250~1000Vdc
Nominal Charge/Discharge Current	DC 50A
Max Charge/Discharge Current	DC 100A
Operating Temperature Range	-10~55°C
Ingress Protection	IP20
Dimension (W/D/H)	520*542*140 mm
Weight Approximate	19.5kg



High voltage box Standard configuration:
①Communication cable
②Fan power cable
③Earthing wrie
④400mm power cable
⑤2300mm power cable
⑥120 Ω terminal resistance

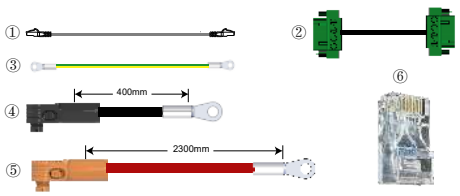

OHR-5K	Rechargeable Li-ion Battery Module

Battery Type	LiFePO4(LFP)
Rated Voltage	51.2Vdc
Rated Capacity	100Ah
Rated Energy	5.12kWh
Nominal Charge/Discharge Current	50A
Peak Discharge Current	100A
Charge Temperature	0℃~45℃
Discharge Temperature	-10℃~55℃
Storage Temperature	0℃~35℃
Ingress Protection	IP20
Dimension (W/D/H)	520*542*140mm
Weight Approximate	45.8kg



Battery module Standard configuration:
①Power copper bar
②Communication cable
③Fan power cable
④Earthing wire

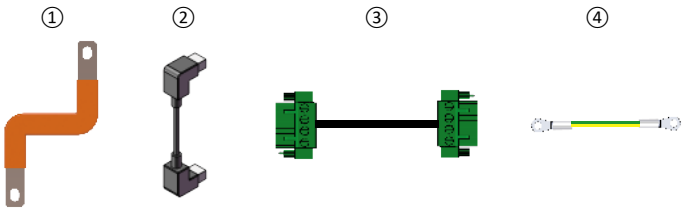

System Components

Model	Description
PC5.0 (Optional)	Standard 5-meter Positive power cable connected to the positive pole of the external Inverter
4AWG Cable	
PC5.0 (Optional)	Standard 5-meter Negative power cable connected to the negative pole of the external Inverter
4AWG Cable	
COM Cable5.0 (Optional)	Standard 5-meter commumication cable connected to the external Inverter
	
OHR-3U-HRACK	Racks for 8pcs batteries and 1pc BMS
Dimension (W/D/H)	580*540*1587mm
Weight Approximate	48.6kg
	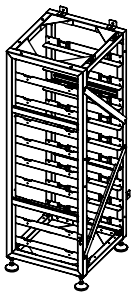
OHR-3U-HRACK	Racks for 12pcs batteries and 1pc BMS
Dimension (W/D/H)	580*540*2162mm
Weight Approximate	62.5kg
	