THE ENERGY DOCTOR®

TED

BATTERY EXPERTS

TECHNICAL DATA SHEET

TED1265EV 12V 65Ah



- Long cycle life: approx. 400–600 cycles 100% DOD. Flame retardant (UL94) HBO.
- Higher energy capacity: +10% compared to standard (patent negative pasting formula).
- Better durability: less then 50% grid corrosion resistance (rare-earth patent alloy).
- Extended performance: 0% acid stratification (nano silica GEL technology).

PHYSICAL SPECIFICATIONS

Model	Dimensions (mm)			Weight (kg)	Terminal	Design Life
	Length	Width	Height			
TED008336	224	150	175	15.5 kg	M6/12	20°C (68°F): 5-7 Years

PRODUCT SPECIFICATIONS

Nominal Voltage	Rated Capacity25°C/77°C	Operating Temp.Range	Capacity Effected Temp	Capacity vs Storge Time (25°C/77°F)
12V	65Ah 20hr Rate (1.80V/cell)	Discharge: -15°C ~ 50°C	40°C (104°F): 106%	3 months: 90%
	60Ah 10hr Rate (1.75V/cell)	Charge: 0°C ~ 40°C	25°C (77°F): 100%	6 months: 80%
	59Ah 5hr Rate (1.75V/cell)	Storage: -15°C ~ 40°c	0°C (32°F): 85%	9 months: 60%
	58Ah 3hr Rate (1.75V/cell)	Optimum: 25°C ± 2°C	-15°C (5°F): 72%	12 months: 45%

Charging Current	Limited Voltage	Floating Voltage
Limited Current: ≤ 13A (0.2C2A)	14.6 ~ 14.8V 25°C (77°F)	13.6 ~ 13.8V 25°C (77°F)
Container Material	**Internal Resistance**	**Maximum Discharge Current**
ABS UL94-HBO	~ 7mΩ	650A

PRODUCT DIMENSIONS

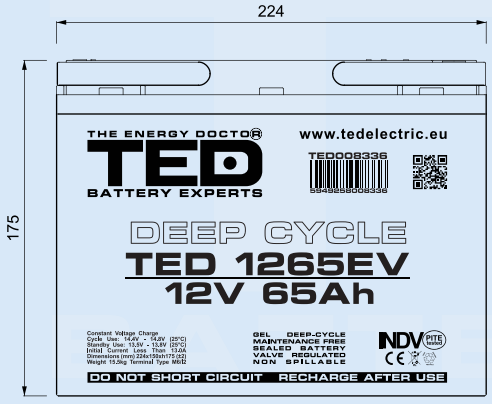

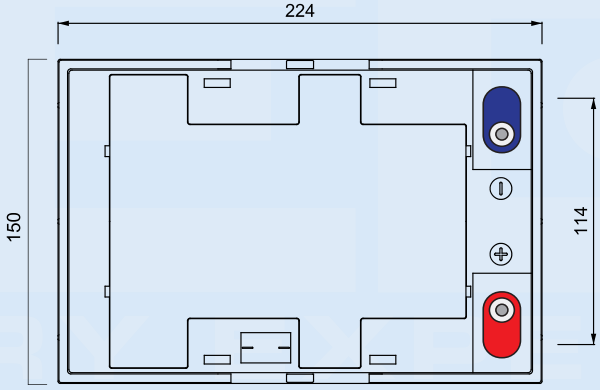

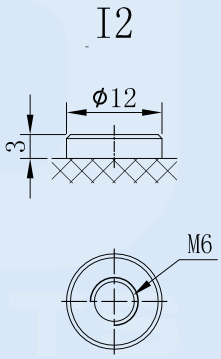

THE ENERGY DOCTOR®

TED

BATTERY EXPERTS

Constant Current Discharge (A) at 25°C (77°F)

F.V/Time	30 min	45 min	1h	2h	3h	4h	5h	6h	8h	10h	20h
1.85V/Cell	66.2	47.2	37.8	21.6	17.4	13.2	10.7	9.00	6.86	5.56	2.99
1.80V/Cell	68.5	48.6	39.0	22.4	18.1	13.6	11.1	9.33	7.08	5.73	2.25
1.75V/Cell	70.4	50.4	40.4	23.8	19.3	14.6	11.7	9.82	7.44	5.99	3.15
1.70V/Cell	72.1	51.7	41.8	24.1	19.4	14.7	11.9	10.0	5.57	6.10	3.22
1.67V/Cell	73.6	53.4	43.3	24.4	19.6	14.9	12.1	10.2	7.70	6.19	3.24
1.60V/Cell	75.6	54.9	44.2	25.2	19.7	15.3	12.4	10.4	7.88	6.36	3.27

Constant Power Discharge (W/ce11) at 25°C (77°F)

F.V/Time	30 min	45 min	1h	2h	3h	4h	5h	6h	8h	10h	20h
1.85V/Cell	129	92.8	74.7	43.1	34.9	26.5	21.5	18.2	13.9	11.3	6.08
1.80V/Cell	133	95.2	76.8	44.4	36.1	27.3	22.2	18.8	14.3	11.6	6.59
1.75V/Cell	136	98.5	79.4	47.1	38.5	29.1	23.5	19.7	15.0	12.1	6.36
1.70V/Cell	139	100	81.6	47.5	38.3	29.2	23.7	20.0	15.1	12.2	6.47
1.67V/Cell	141	103	84.0	47.8	38.6	29.3	24.0	20.1	15.3	12.3	6.49
1.60V/Cell	143	105	84.9	48.9	38.3	30.0	24.4	20.5	15.5	12.5	6.52

Discharging Characteristics@25°C(77°F)

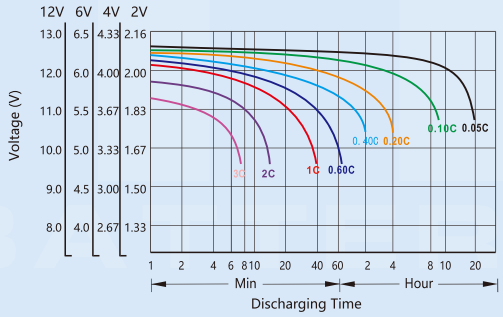

Charging Characteristics@25°C(77°F)

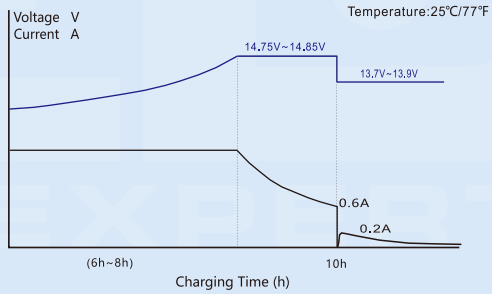

Capacity vs Temperature

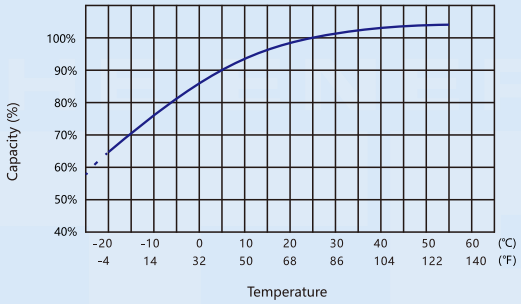

Self-discharge vs Time

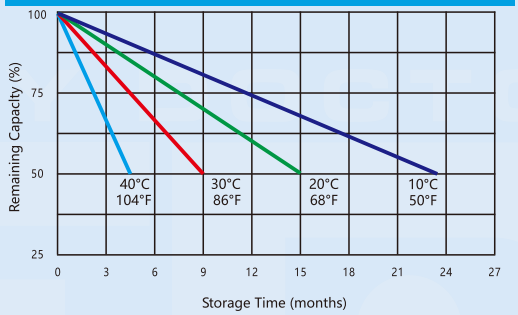

Cycle Life vs Depth of Discharge@25°C(77°F)

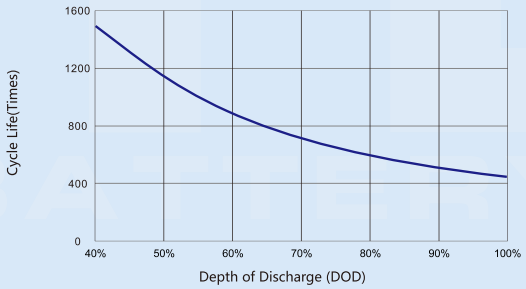

Cycle Life vs Remaining Capacity@25°C(77°F)

